

**LSX1202, LSX1202A,
LSX1202M, LSX1202MA**

Woofer and HF Driver Wiring




**Rev A
10/20/2008**

CARVIN
carvinservice.com


Front of Crossover LSX1202, LSX1202M



Under Jack Plate



Connect to HF Driver




→
White (-)
Blue (+)



Driver HT151-16

The Blue and White Cables go to the Driver HT151-16. For a Replacement Driver go to Carvinservice.com click on "Parts"

Connect to Woofer



→
White (-)
Red (+)



Woofer PS12-8

The Red and White Cables go to the Woofer PS12-8. For a Replacement Woofer go to Carvinguitars.com


IMPORTANT: Don't mix up the two white cables, use as indicated in pictures above.

Front of Crossover LSX1202A/MA




Active Crossover

Under Jack Plate



Connect to HF Driver



White (-)
Blue (+)



Driver HT151-16

The Blue and White Cables go to the Driver HT151-16. For a Replacement Driver go to Carvinservice.com click on "Parts"

Connect to Woofer



White (-)
Red (+)



Woofer PS12-8

The Red and White Cables go to the Woofer PS12-8. For a Replacement Woofer go to Carvinguitars.com